



**Nowgong College (Autonomous)
Nagaon : Assam
PIN: 782001**

Student's Satisfaction Survey

2023-2024

**Submitted by
Nowgong College (Autonomous)
Nagaon- 782001, Assam**

Summary of the Survey

A Student Satisfaction Survey is a vital tool for educational institutions to gauge the effectiveness of their teaching, learning processes, and overall campus experience. It provides valuable insights into students' perspectives on various aspects of their academic life, including teaching quality, resources, support systems, and institutional policies. By gathering direct feedback from students, colleges and universities can identify strengths, areas for improvement, and potential changes that can enhance the student experience. Ultimately, these surveys contribute to fostering a more student-centred approach, ensuring that institutions are responsive to the evolving needs of their learners and continuously improving their services.

The survey results provide valuable insights into the overall student experience at the college, highlighting several areas of strength and areas for improvement.

A significant majority, 69.3%, of students reported that 85-100% of the syllabus was effectively covered in their classes, indicating that the teachers are diligent in ensuring that the curriculum is adequately addressed. Additionally, 96.8% of students expressed satisfaction with the preparation of their teachers, suggesting that the faculty invest time and effort into preparing for their classes, which is crucial for delivering high-quality education.

In terms of communication, 75.5% of students agreed that teachers communicated effectively, suggesting that teachers maintain a clear and open line of communication with their students, which is essential for fostering an engaging and productive learning environment. Furthermore, 51.9% rated their teacher's approach in class as excellent, reflecting positive feedback on the teaching methods and the way lessons are conducted.

When it comes to internal assessments, a large percentage (67.7%) of students reported that the internal evaluation process was always fair. This is a positive indicator that the evaluation system is transparent and equitable, fostering a sense of trust and confidence among students. However, a smaller proportion (40.9%) of students mentioned that their performance in assignments was regularly discussed in class. This suggests an area for improvement, as consistent feedback is vital for student growth and academic development.

In the realm of teaching and mentoring, 80.6% of students agreed that the college's teaching and mentoring process was effective. This reflects the strong mentorship system in place, with students feeling well-supported in their academic and personal development. Additionally, 84.3% of students noted that the institution offers ample opportunities for learning and growth, which demonstrates the college's commitment to providing a rich and diverse educational experience.

Furthermore, 59.5% of students indicated that teachers consistently informed them about expected competencies, course, and program outcomes. This is crucial for ensuring that students are aware of their academic goals and understand the standards they are expected to meet. In line with this, 58.7% and 59.6% of students reported that teachers regularly followed

up on assigned tasks and used examples and real-life applications to illustrate concepts. These practices suggest that teachers are committed to helping students connect theoretical knowledge with practical skills, which is important for deeper learning.

In terms of student support, 64.7% of students felt that teachers identified their strengths and encouraged them to take on appropriate challenges. This indicates that teachers are attentive to individual student needs and are proactive in promoting student success. On the other hand, 56.5% of students reported that teachers helped them overcome weaknesses, which suggests that while teachers are generally supportive, there may be room for improvement in providing more targeted assistance to students who are struggling.

Additionally, 48.9% of students agreed that the college makes efforts to engage students in monitoring their academic progress, which is an essential aspect of ensuring that students are actively involved in their own learning journeys. Similarly, 51.6% of students felt that teachers used student-centered methods to enhance the learning experience. This is important as it highlights the move towards more interactive and participatory teaching approaches that cater to diverse learning styles.

The survey also revealed a strong focus on extracurricular engagement. A majority of students (52.7%) strongly agreed that teachers encourage participation in extracurricular activities, which is a valuable aspect of holistic student development. Moreover, 56.2% of students reported that the college integrates soft skills, life skills, and employability skills into the curriculum, demonstrating the institution's commitment to preparing students for the workforce by equipping them with essential skills beyond academic knowledge.

Regarding the use of technology, 36.8% of students reported that more than 90% of teachers use ICT tools in their teaching. This suggests that the college is making significant efforts to incorporate modern technology into the learning process, which can enhance engagement and improve learning outcomes. Finally, 55.4% of students strongly agreed that the overall quality of the teaching and learning process at the college was very good, reflecting a high level of satisfaction with the educational experience offered by the institution.

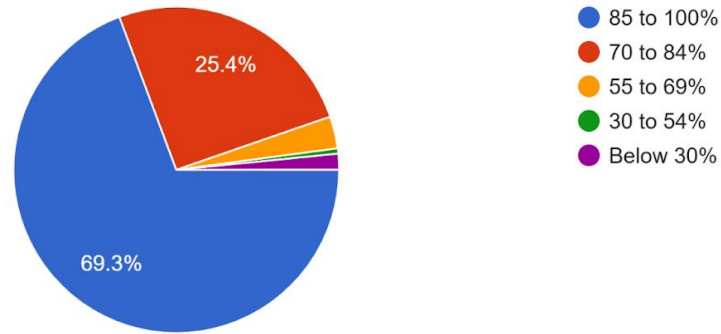
Overall, the survey results suggest that the college excels in areas such as teacher preparation, communication, and the overall quality of the teaching and mentoring process. However, there are areas where further improvements can be made, particularly in providing more consistent feedback on assignments and strengthening support for students' individual needs. The focus on extracurricular activities, skill development, and the integration of technology further enhance the overall student experience and prepare students for success beyond the classroom.

Student's Satisfaction Survey

Diagrammatic Representation of the Qualitative Parameters

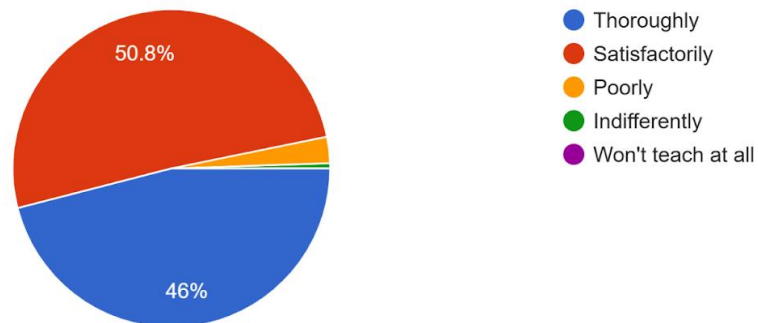
1. How much of the syllabus was covered in the class?

189 responses



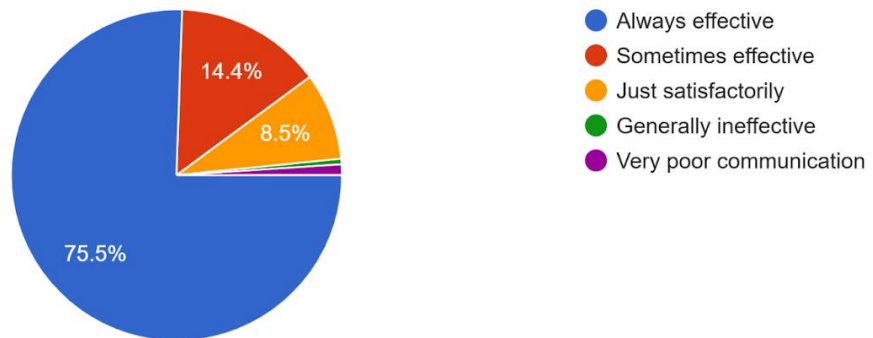
2. How well did the teachers prepare for the classes?

187 responses



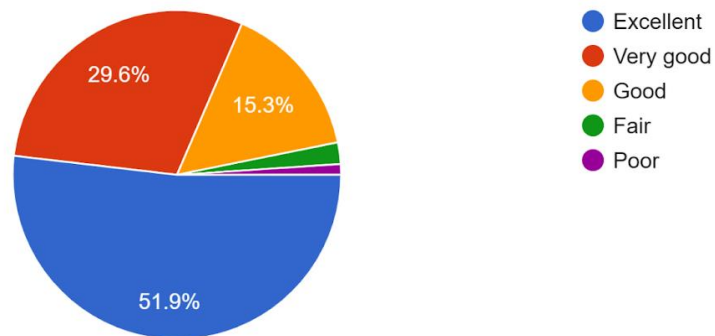
3. How were the teachers able to communicate?

188 responses



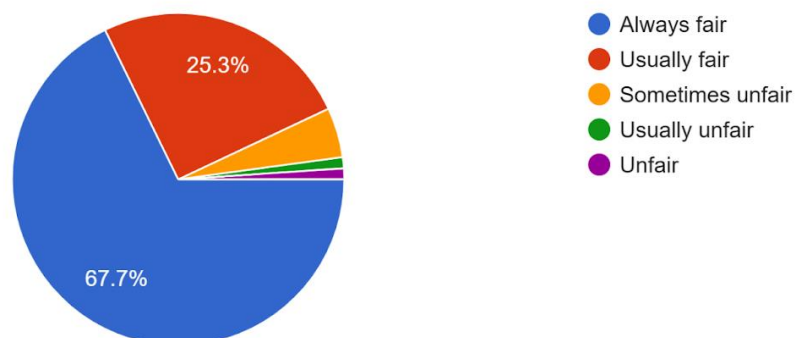
4. The teacher's approach can best be described as

189 responses



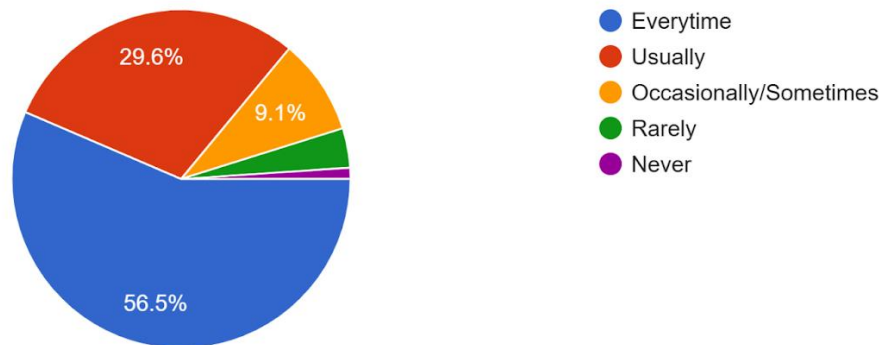
5. Fairness of the internal evaluation process by the teachers.

186 responses



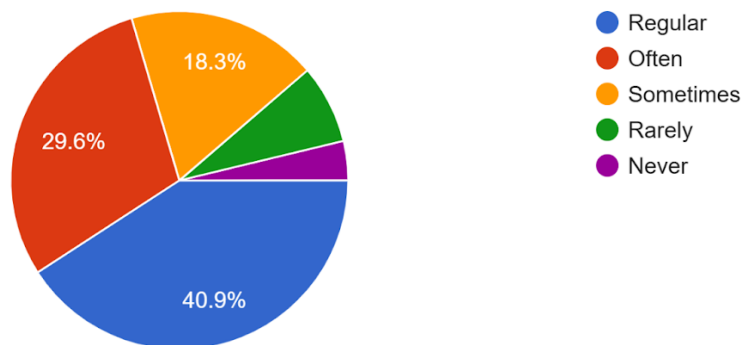
6. Was your performance in assignments discussed with you?

186 responses



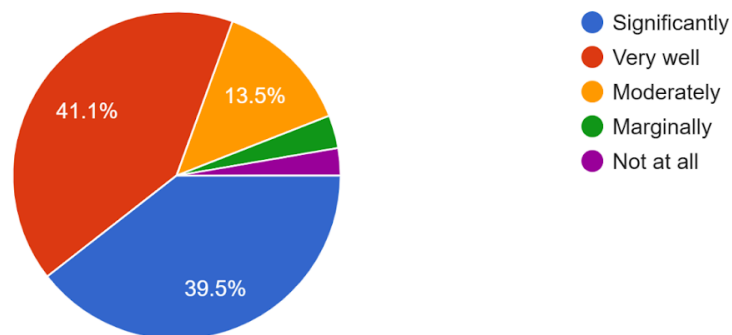
7. The institute takes active interest in promoting internships, student exchange, field visit opportunities for students.

186 responses



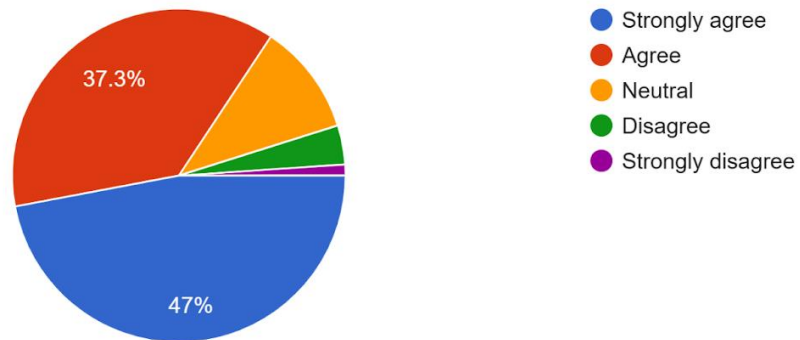
8. The teaching and mentoring process in your institution facilitates you in cognitive, social and emotional growth.

185 responses



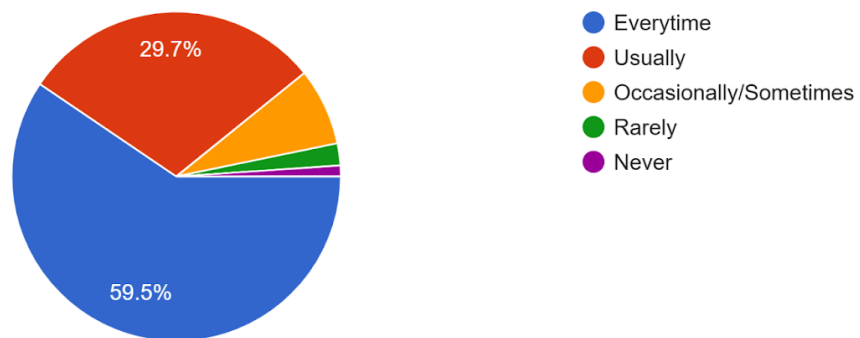
9. The institution provides multiple opportunities to learn and grow

185 responses



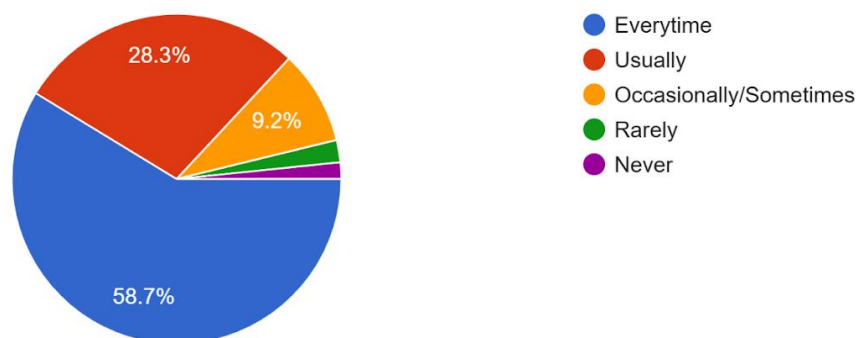
10. Teachers inform you about your expected competencies, course outcomes and programme outcomes

185 responses



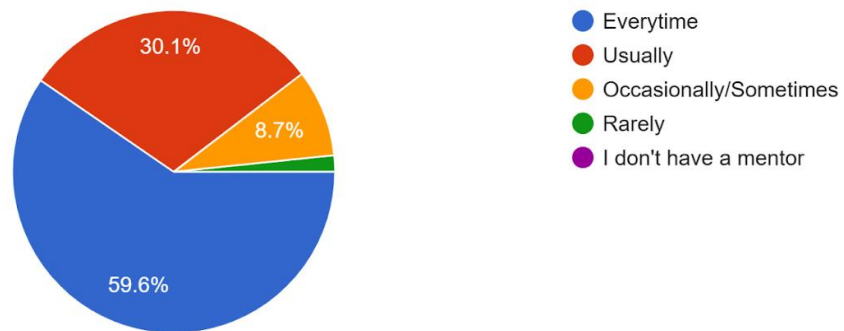
11. Your mentor does necessary follow-up with an assigned task to you

184 responses



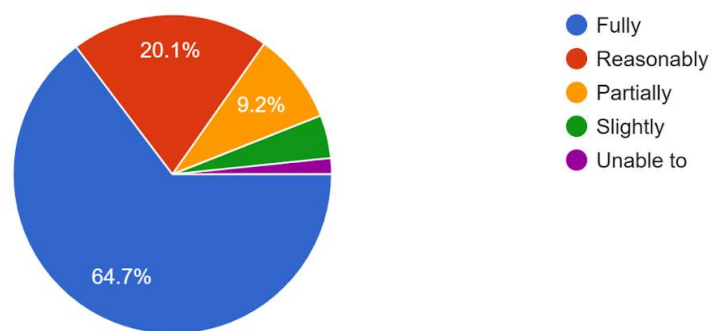
12. The teachers illustrate the concepts through examples and applications

183 responses



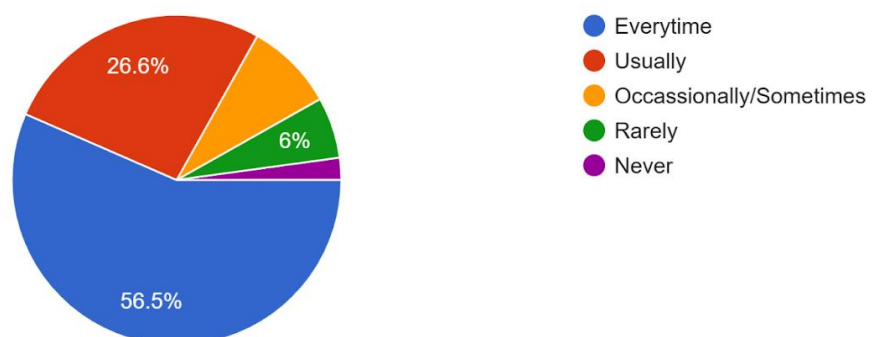
13. The teachers identify your strengths and encourage you with providing right level of challenges

184 responses



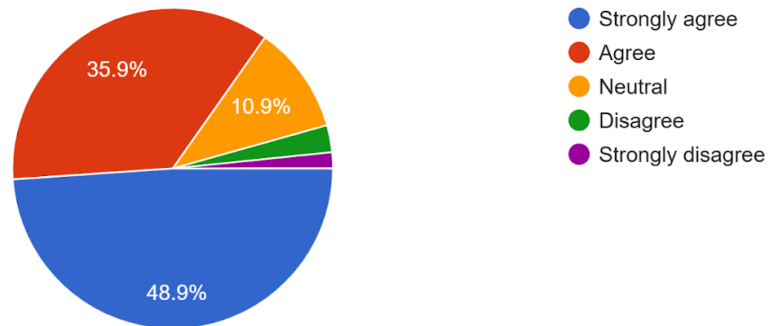
14. Teachers are able to identify your weakness and help you to overcome them

184 responses



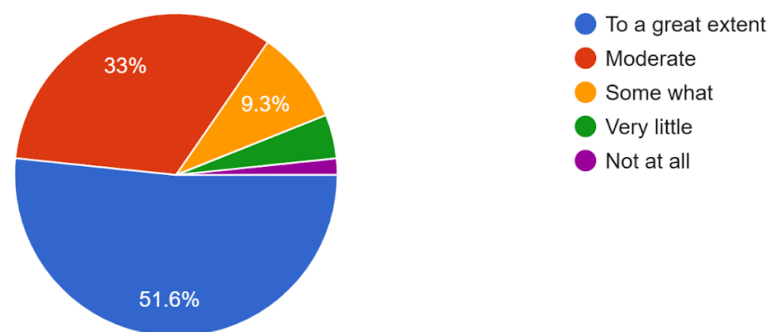
15. The institution makes effort to engage students in the monitoring, review and continuous quality improvement of the teaching learning process

184 responses



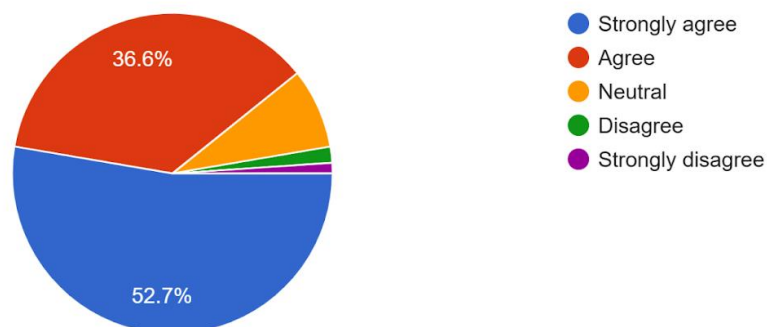
16. The institute/ teachers use student centric methods, such as experimental learning, participative learning and problem solving methodologies for enhancing learning experiences.

182 responses



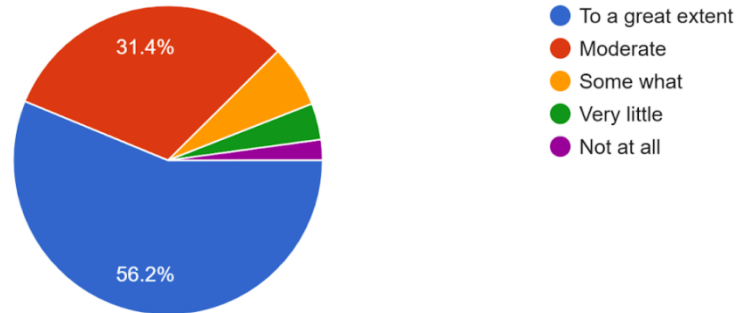
17. Teachers encourage you to participate in extracurricular activities

186 responses



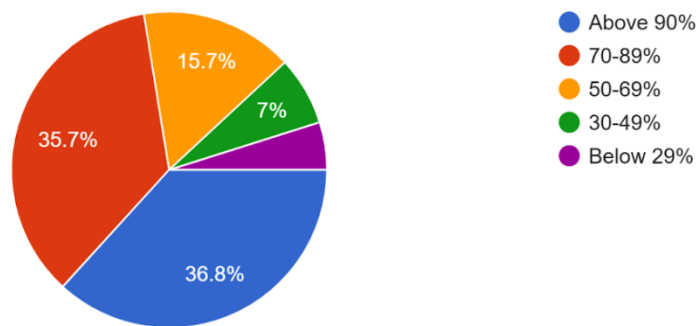
18. Efforts are made by the institute /teachers to inculcate soft skills, life skills and employability skills to make you ready for the world of work.

185 responses



19. What percentage of teachers use ICT tools such as LCD projector, Multimedia, etc. while teaching.

185 responses



20. The overall quality of teaching-learning process in your institute is very good.

186 responses

