

Report of Student Satisfaction Survey

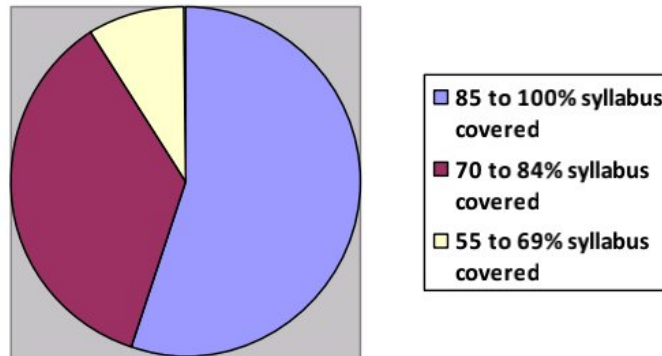
For student satisfaction survey the same questionnaire developed by NAAC consisting of 20 closed ended statements and 01 open ended statement was adopted by the college. Since the total enrolment of the college is around 3000 hence a total of 100 students were randomly selected (10% or 100, whichever is lesser as per NACC guidelines) and data were collected from them. The result is analysed statement wise and the summary of which is presented below.

1. How much of the syllabus was covered in the class?

55% students said that 85 to 100% syllabus was covered.

36% students agreed that 70 to 84% syllabus was covered.

9% students agreed that 55 to 69% syllabus was covered in the class.



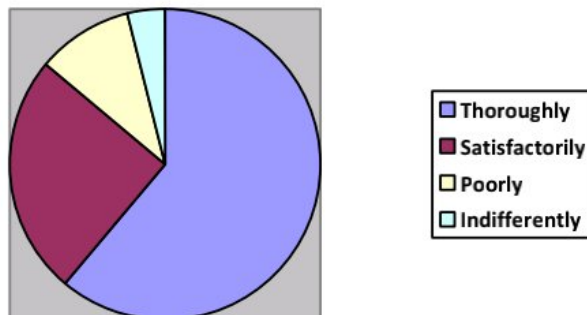
2. How well the teachers prepare for the class?

61% students responded as 'Thoroughly'

25% students responded as 'satisfactorily'

10% students responded as 'poorly', and

4% students responded as 'indifferently'



3. How well were the teachers able to communicate?

59% students responded as 'always effective'

20% students responded as 'sometimes effective'

11% students responded as 'Just satisfactory', and

10% students responded as 'generally ineffective'



4. The teachers' approach to teaching can best be described as-

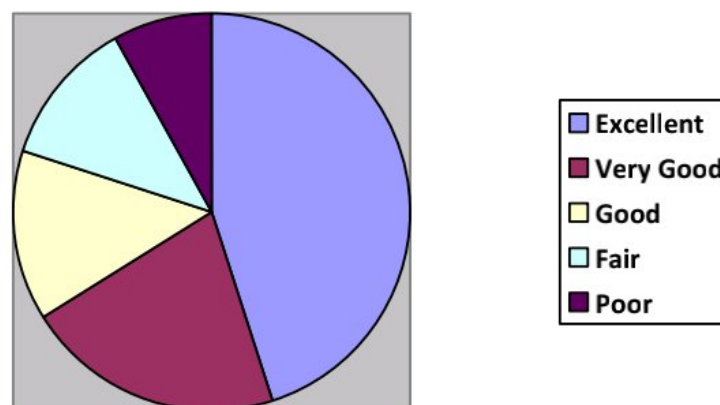
45% students responded as 'Excellent'

21% students responded as 'very good'

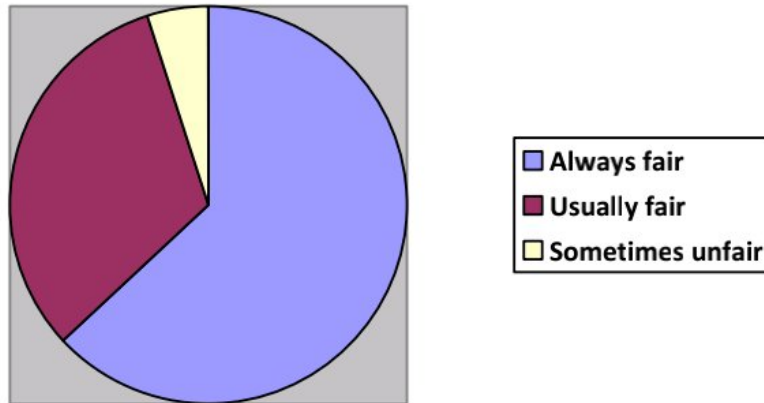
14% students responded as 'good',

12% students responded as 'fair' and

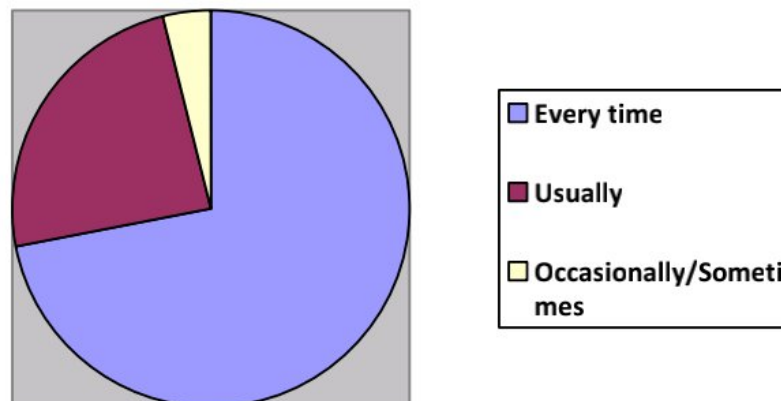
8% students responded as 'poor'



5. Fairness of the internal evaluation process by the teachers-
63% students responded as 'always fair'
32% students responded as 'usually fair' and
5% students responded as 'sometimes unfair'

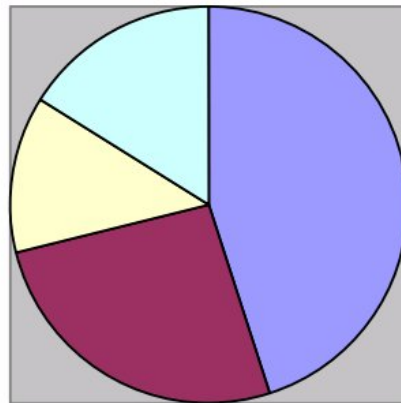


6. Was your performance in assignments discussed with you?
72% students responded as 'Every time'
24% students responded as 'usually' and
4% students responded as 'Occasionally/sometimes'



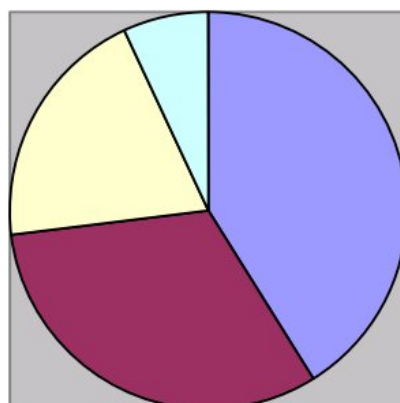
7. The institute takes active interest in promoting internship, student exchange, field visit opportunities for students-

45% students responded as 'regularly'
26% students responded as 'Often'
13% students responded as 'sometimes' and
16% students responded as 'rarely'

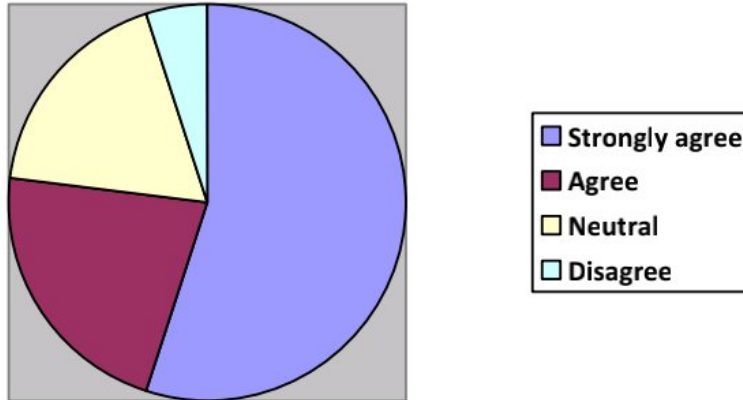


8. The teaching and mentoring process in your institution facilitates you in cognitive, social and emotional growth-

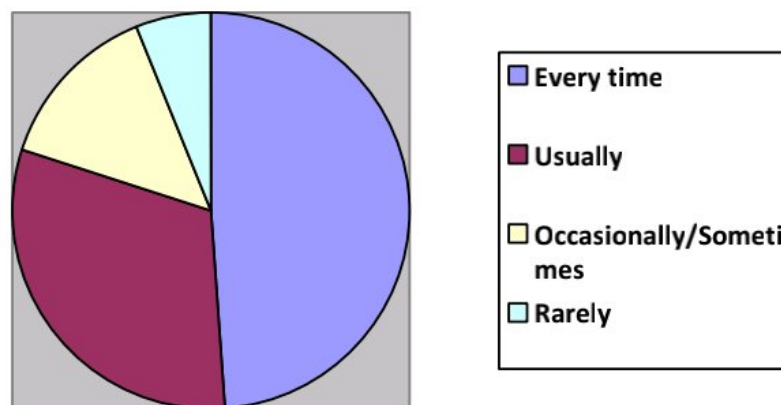
41% students responded as 'significantly'
32% students responded as 'Very well'
20% students responded as 'moderately' and
7% students responded as 'marginally'



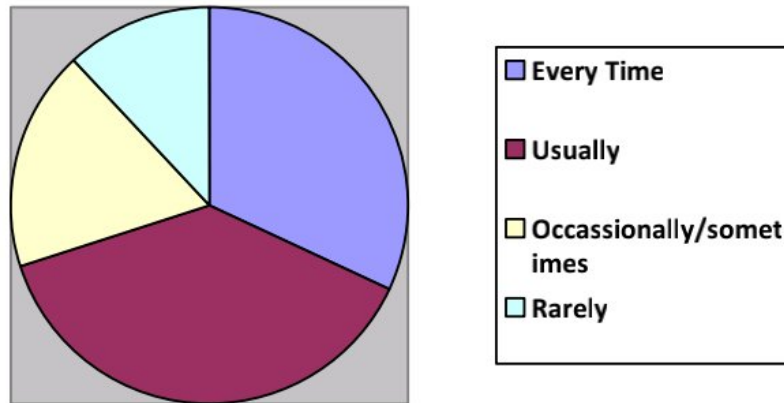
9. The institution provides multiple opportunities to learn and grow-
- 55% students responded as 'strongly agree'
 - 22% students responded as 'agree'
 - 18% students responded as 'neutral' and
 - 5% students were 'disagreed'



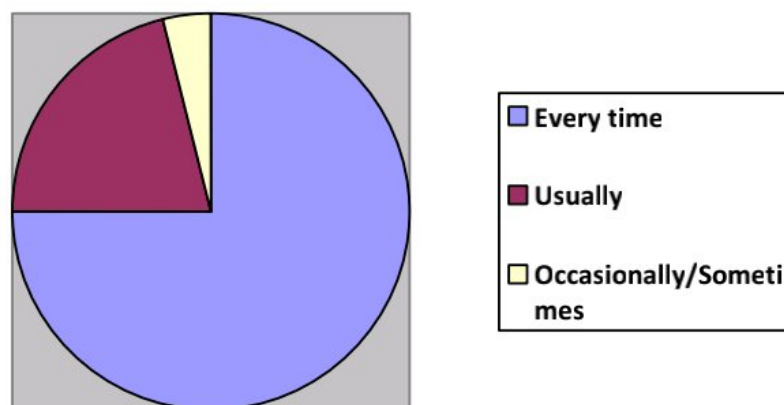
10. Teachers inform you about your expected competencies, course outcomes and programme outcomes-
- 49% students responded as 'every time'
 - 31% students responded as 'usually'
 - 14% students responded as 'occasionally/sometimes' and
 - 6% students responded as 'rarely'



11. Your mentor does a necessary follow-up with an assigned task to you-
- 32% students responded as 'every time'
 - 38% students responded as 'usually'
 - 18% students responded as 'occasionally/sometimes' and
 - 12% students responded as 'rarely'.

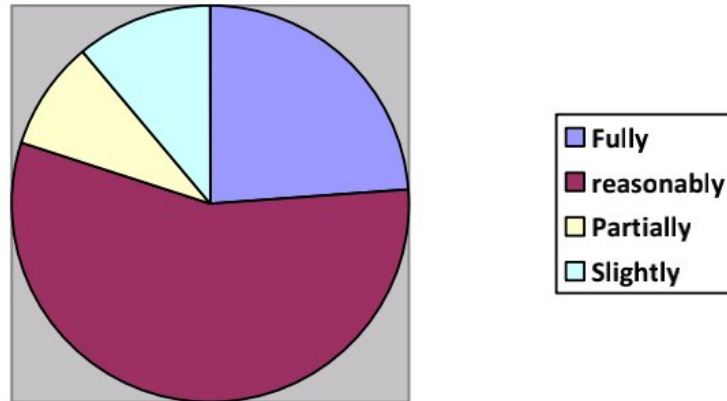


12. The teachers illustrate the concepts through examples and applications-
- 75% students responded as 'every time'
 - 21% students responded as 'usually', and
 - 4% students responded as 'occasionally/sometimes'.



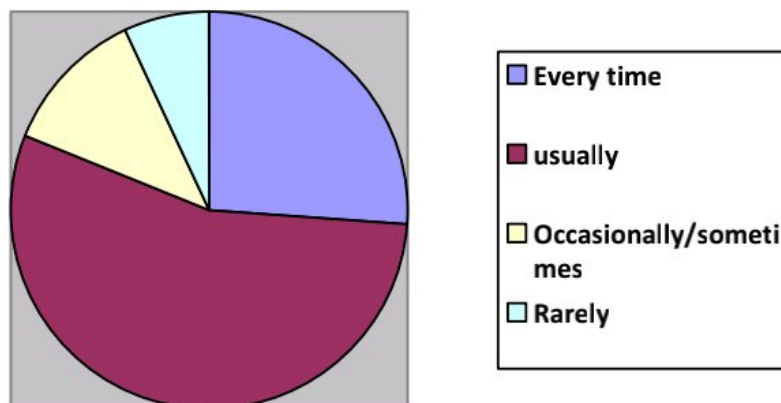
13. The teachers illustrate identify your strengths and encourage you with providing right level of challenges-

24% students responded as 'fully'
56% students responded as 'reasonably',
9% students responded as 'partially', and
11% students responded as 'slightly'.



14. Teachers are able to identify your weakness and help you to overcome them-

26% students responded as 'every time'
55% students responded as 'usually',
12% students responded as 'occasionally/sometimes', and
7% students responded as 'rarely'.



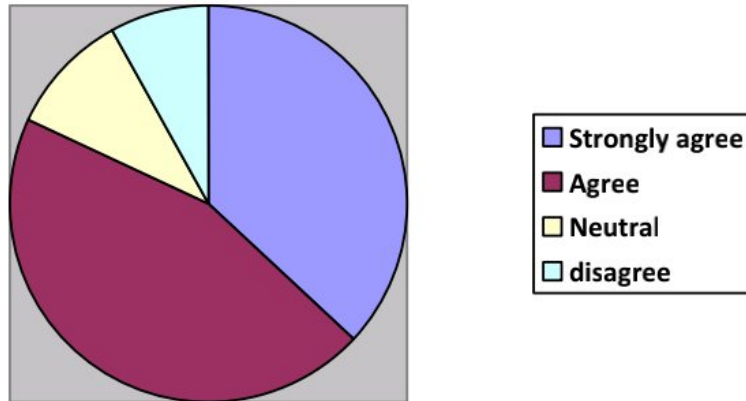
15. The institution makes effort to encourage students in the monitoring, review and continuous quality improvement of the teaching-learning process-

37% students responded as 'strongly agree'

45% students responded as 'agree'

10% students responded as 'neutral' and

8% students responded as 'disagree'



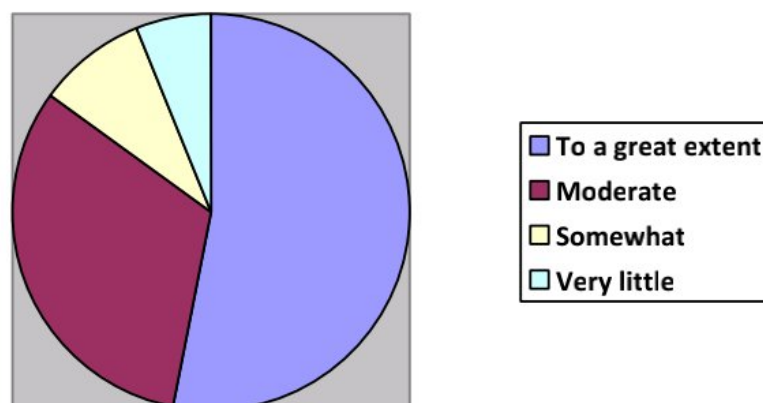
16. The institute/teacher use student centric methods, such as experiential learning, participative learning and problem solving methodologies for enhancing learning experiences -

53% students responded as 'to a great extent'

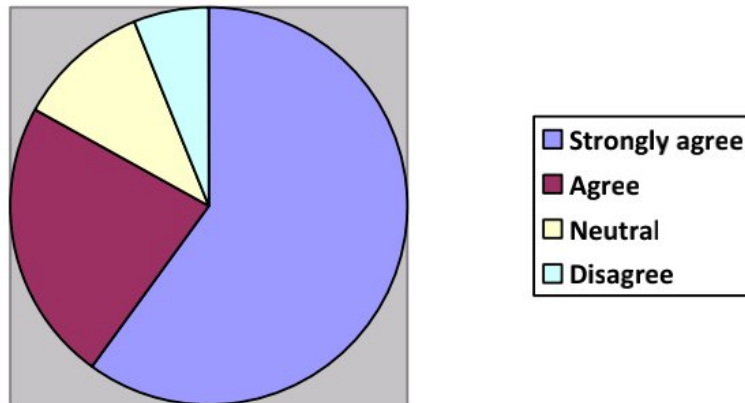
32% students responded as 'moderate'

9% students responded as 'somewhat' and

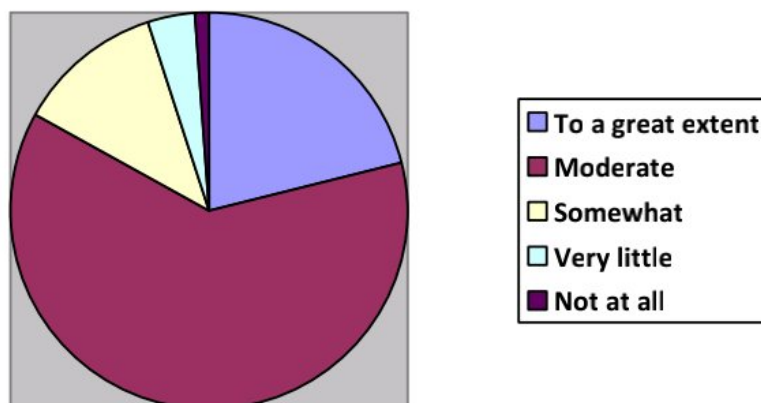
6% students responded as 'very little'.



17. Teachers encourage you to participate in extra-curricular activities-
- 60% students responded as 'strongly agree'
 - 23% students responded as 'agree'
 - 11% students responded as 'neutral' and
 - 6% students were 'disagreed'

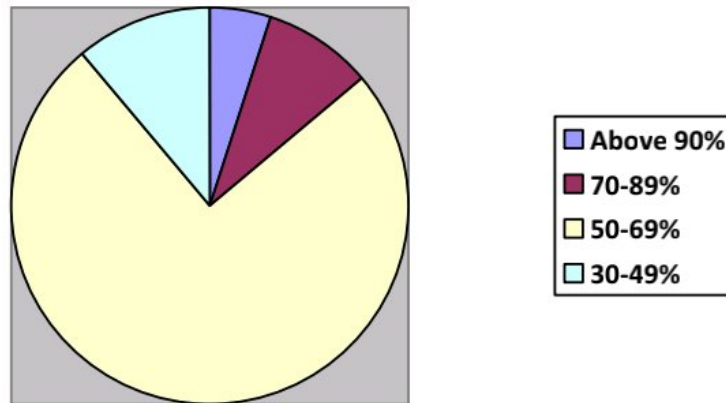


18. Efforts are made by the institute/teachers to inculcate soft skills, life skills and employability skills to make you ready for the world to work-
- 21% students responded as 'to a great extent'
 - 62% students responded as 'moderate'
 - 12% students responded as 'somewhat',
 - 4% students were 'very little', and
 - 1% student responded as 'not at all'.



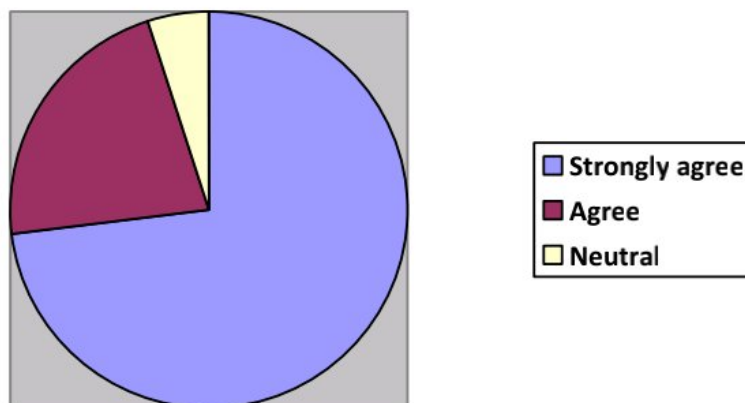
19. What percentage of teachers uses ICT tools such as LCD projector, Multimedia etc. while teaching?

5% students responded as 'above 90%'
9% students responded as '70-89%'
75% students responded as '50-69%', and
11% students responded that as '30-49%'.



20. The overall quality of teaching-learning process in your institute is very good-

73% students were strongly agreed,
22% students were agreed and
5% students responded as 'neutral'



21. Give three observation/suggestions to improve the overall teaching-learning experience in your institution.

To the open ended statement varied observations and suggestions were received from students. Out of the few significant and prominent points are given below.

- a. Our teachers are friendly, cooperative and accessible both inside and outside the classroom
- b. Most teachers are updated in the contemporary issues and make us aware of.
- c. The institutions provides necessary support for incorporating ICTs in Teaching learning process
- d. The teachers who are not familiar to use ICT should be given training so that they can use innovative ICT in teaching.
- e. The number of students particularly in General subject classes should be reduced so the every student get opportunities for active participation